

FLAT STANLEY

Novel Study & Literacy Unit





Created By: Kahley Patrick

Grades
1-2

Dear Families,


Our class is beginning to read the amazing story *Flat Stanley* by Jeff Brown. He had a bulletin board fall on him and now he is flat. It turned out to be a great thing, because now he can fit inside an envelope and travel anywhere in the world! Our class will go on an exciting geographical adventure as an extension of our learning. Coming home will be your very own Flat Stanley! I invite and encourage you to send your Flat Stanley to friends or family around the globe for his very own adventure. Your family and friends could take a picture of Flat Stanley doing something fun in their location with a short note explaining his time with them and send it back. Please have all pictures or notes sent back by _____.



I have included a note for you to send to your family and friends with directions on what to do with Flat Stanley when they receive him. It will be a fun adventure for our class to see where Flat Stanley travels and we will get to plot out his adventures on a map in our classroom.

Please feel free to visit <http://www.flatstanleybooks.com> to learn more about this project, *Flat Stanley* books, and examples to help you get some ideas about what to do with Flat Stanley!

Thank you so much!



Dear _____,


_____ 's class is starting an exciting new project! They are reading the story *Flat Stanley* by Jeff Brown and also learning all about maps and globes. So as an extension their class is sending Flat Stanley to numerous families and friends around the globe. Students will then get to learn about and locate all of the different places Flat Stanley travels to. We have sent you Flat Stanley and if you are able to help, please take some pictures of Flat Stanley enjoying himself in a fun place in your location and write a short note about his adventure and what he is doing while he is there. We ask that you please send in the pictures/notes and return Flat Stanley by _____ to the address below:

Please feel free to visit

<http://www.flatstanleybooks.com>

to learn more about this project, *Flat Stanley* books, and examples to help you get some ideas about what to do with Flat Stanley!


Thank you so much!



FLAT STANLEY

Novel Study

Student Name: _____



Created By: Kahley Patrick

Chapter 1-The Big Bulletin Board

Vocabulary

Draw a line to match the vocabulary word to the definition.

- | | |
|-------------|---|
| 1. Enormous | To look at something closely or carefully |
| 2. Examined | To change something or make it different |
| 3. Marvel | Huge or very large in size |
| 4. Altered | To wonder or be very surprised |

Comprehension Questions

1. What woke Stanley up?

- A. His brother shouting
- B. The bulletin board falling on him
- C. His parents

2. Who had given Arthur and Stanley the bulletin board for Christmas?


- A. Mrs. Lambchop
- B. Dr. Dan
- C. Mr. Lambchop

3. Mr. Lambchop compared Stanley to be as flat as a...

- A. Piece of paper
- B. Pancake
- C. Bulletin Board

4. Where did Stanley and Mrs. Lambchop go after breakfast?

- A. The store
- B. To see Dr. Dan
- C. To the airport

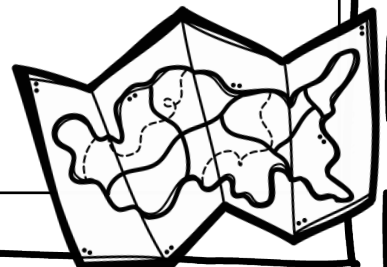
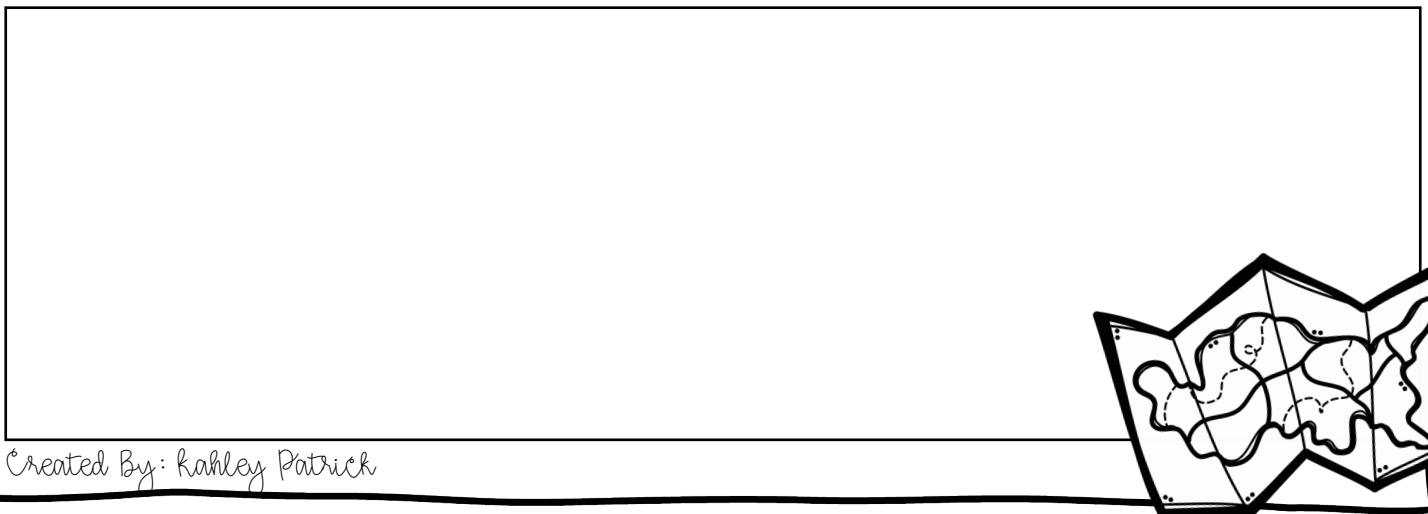


5. Why do Stanley's clothes have to be altered?

6. What size is Stanley now?

7. Why do you think that Dr. Dan didn't know what to do with Stanley?

Draw an illustration below that describes this chapter.



Chapter 2-Being Flat

Vocabulary

Draw a line to match the vocabulary word to the definition.

- | | |
|---------------|---|
| 1. Hasty | To find or learn something for the first time |
| 2. Discovered | Something that can be easily broken or hurt |
| 3. Limber | Doing something too quickly |
| 4. Fragile | Being flexible and able to change shape |

Comprehension Questions

1. How does Arthur feel about Stanley being flat?

- A. Excited
- B. Nervous
- C. Jealous

2. What did Mrs. Lambchop lose?


- A. Her sunglasses
- B. Her ring
- C. Her keys

3. Stanley got a letter from his friend Thomas who lives where?

- A. California
- B. Florida
- C. Texas

4. Why couldn't Stanley travel by train or airplane?

- A. He was too scared
- B. He couldn't fit
- C. It was too expensive



5. What good rule did the policeman learn?

6. What else could fit in the envelope with Stanley?

7. Do you think Stanley's first trip was successful? Why or why not?

Draw an illustration below that describes this chapter.



Chapter 3-Stanley The Kite

Vocabulary

Draw a line to match the vocabulary word to the definition.

- | | |
|------------|---|
| 1. Jostled | To slide or go down quickly |
| 2. Soared | To be stuck or tight in between something |
| 3. Wedged | To push or shove |
| 4. Swooped | To fly or glide in the air |

Comprehension Questions

1. Mr. Jones thought that Stanley was what?

- A. A Kite
- B. Wallpaper
- C. A Book

2. What did Arthur pile on his stomach?

- A. Papers
- B. Food
- C. Books

3. What happened to Stanley when he was in the air like a kite?

- A. He got stuck
- B. The string broke
- C. He flew away

4. Who was Ralph Jones?

- A. Stanley's friend
- B. Mr. Lambchop's friend
- C. Arthur's friend



5. What caused Arthur to stop flying the kite?

6. How did Stanley get out of the tree?

7. Why do you think Arthur is jealous of Stanley?

Draw an illustration below that describes this chapter.



Chapter 4-The Museum Thieves

Vocabulary

Draw a line to match the vocabulary word to the definition.

- | | |
|----------------|--|
| 1. Gloomy | Very angry or mad |
| 2. Disguise | Really great or amazing |
| 3. Sensational | A very sad feeling |
| 4. Furious | A costume or something to hide who you are |

Comprehension Questions

1. What is the problem in this chapter?

- A. Mr. Dart is sad
- B. Paintings are being stolen
- C. Arthur is mad at Stanley

2. What was in the most expensive painting in the world?


- A. A lion
- B. An Eagle
- C. A bearded man

3. How were the thieves sneaking in?

- A. A window
- B. A trap door
- C. The back door

4. What did Stanley have to do before he could get in disguise?

- A. Take a nap
- B. Eat a big dinner
- C. Cut his hair




5. How did the thieves describe Stanley when he was in his disguise?

6. Why did Mr. Dart choose a shepherdess disguise for Stanley ?

7. Do you think Stanley deserved a medal? Why or why not?

Draw an illustration below that describes this chapter.



Chapter 5- Arthur's Good Idea

Vocabulary

Draw a line to match the vocabulary word to the definition.

- | | |
|-------------|---|
| 1. Rummage | Something that got bigger or swelled up |
| 2. Clamped | To put or hold something together |
| 3. Pleasant | To search for something |
| 4. Bulged | Nice and enjoyable |

Comprehension Questions

1. What is the reason Stanley says people don't like him anymore?

- A. He is loud
- B. He is rude
- C. He is different

2. What does Stanley want?

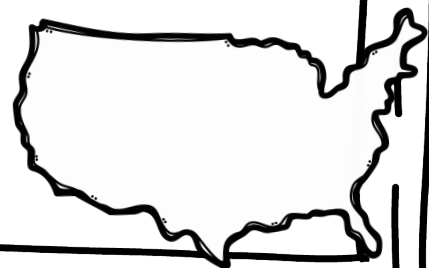
- A. To go on a trip
- B. To be a regular shape
- C. Food

3. What did Arthur pull out of the box?

- A. A bicycle pump
- B. A basketball
- C. Toy trucks

4. Stanley's whole body was blown up easily except his what?

- A. Right hand
- B. Left leg
- C. Right foot



5. How did Stanley's mom try to cheer him up?

Handwriting practice lines for question 5, consisting of three sets of solid top and bottom lines with a dashed middle line.

6. Why does Arthur say that Stanley is brave?

Handwriting practice lines for question 6, consisting of three sets of solid top and bottom lines with a dashed middle line.

7. Make a prediction about Stanley's future.

Handwriting practice lines for question 7, consisting of three sets of solid top and bottom lines with a dashed middle line.

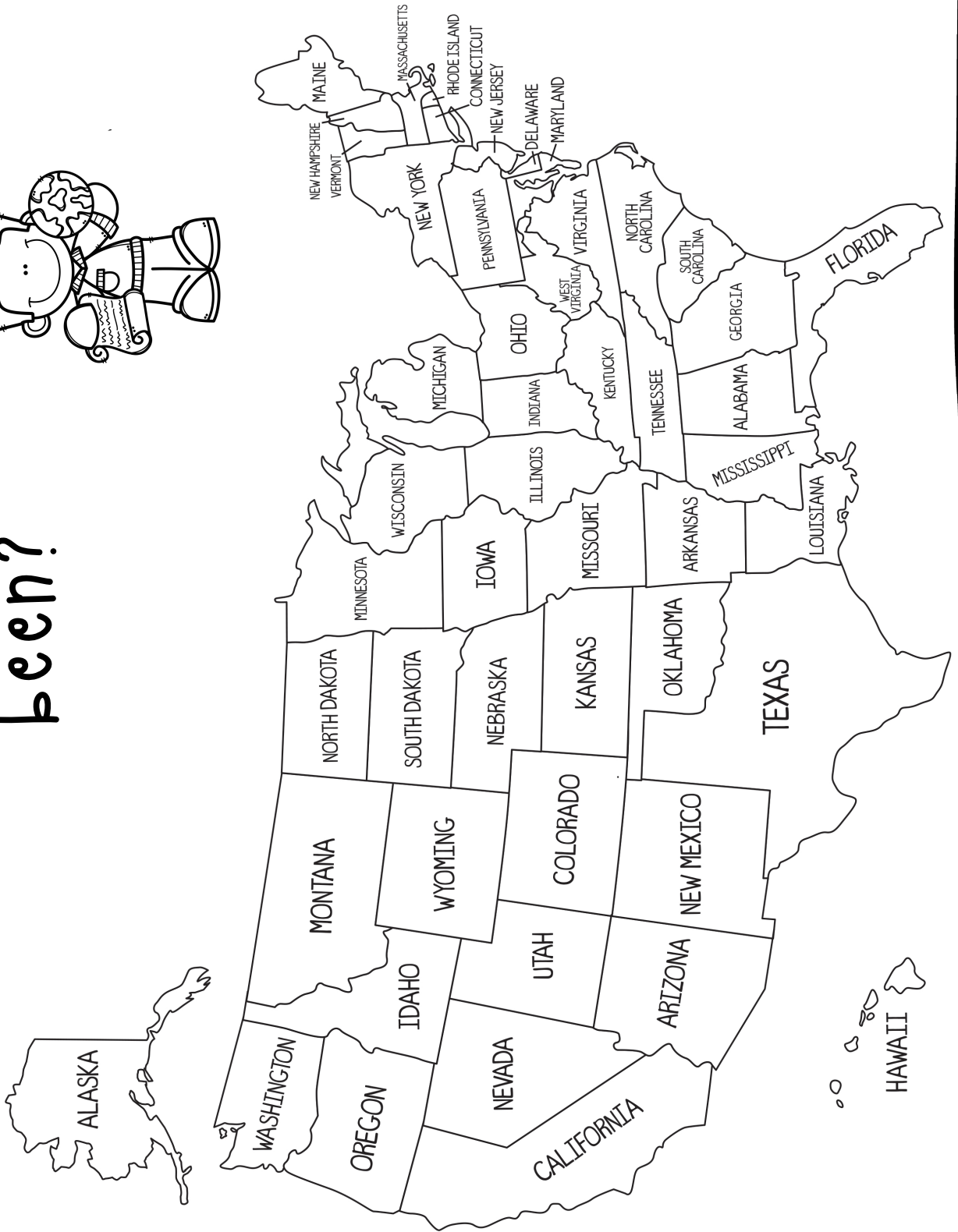

Draw an illustration below that describes this chapter.


A large rectangular box for drawing an illustration.



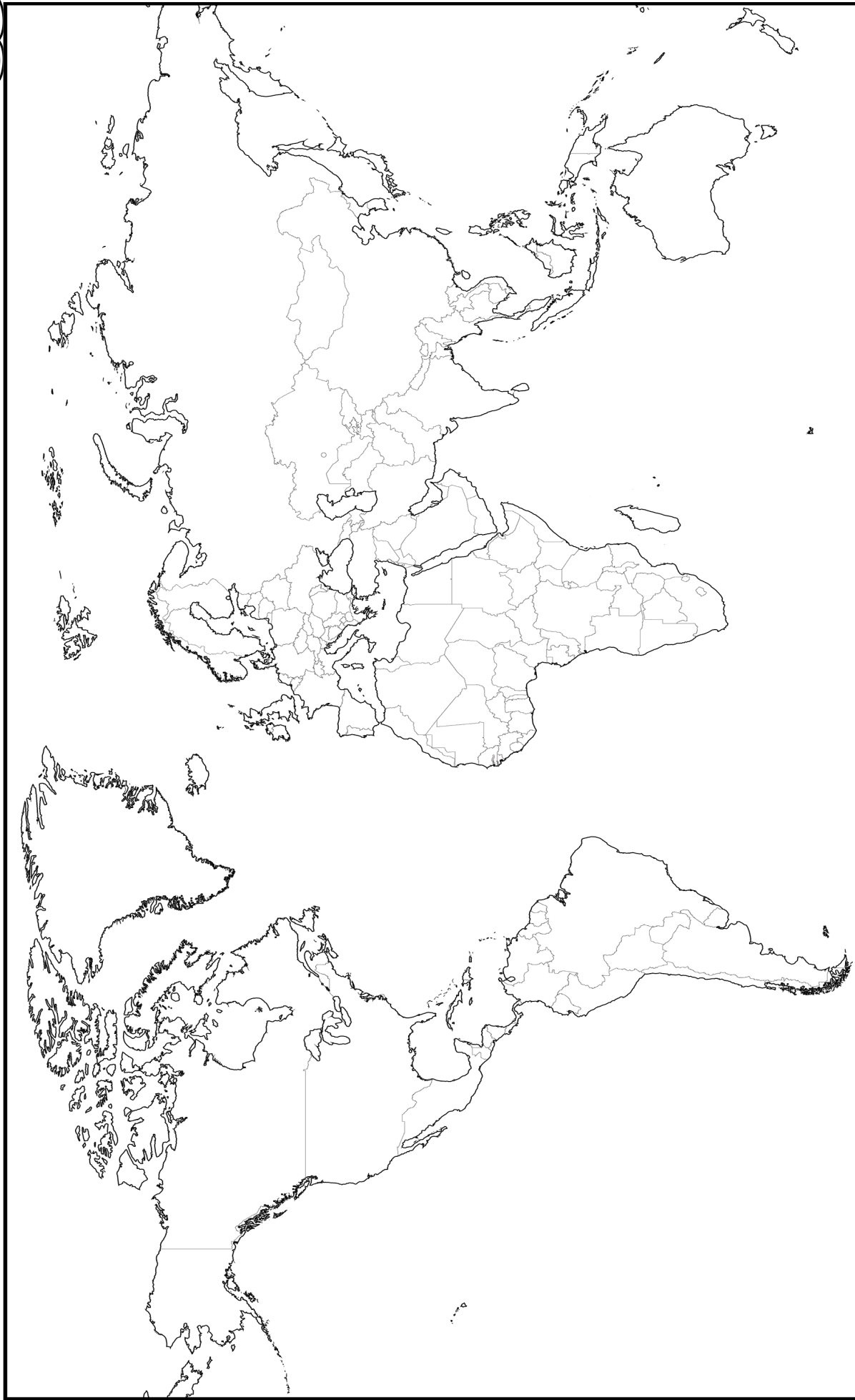
Where in the United States has Flat Stanley

been?





Where in the world has Flat Stanley been?



-Central Message

Created by: Shelley Peterson

Name: _____

Story map




Title: _____

Author: _____

Setting

Beginning

Characters




Middle

End

Name: _____

Story Summary



First, _____


Next, _____

Then, _____

In the end, _____

Name: _____

Story Summary




Handwriting practice lines for the story summary. The page contains 10 sets of horizontal lines, each consisting of a solid top line, a dashed middle line, and a solid bottom line, providing a guide for letter height and placement.

Name: _____


Central message

What is one possible central message of this story? Use evidence from the text to support your answer.



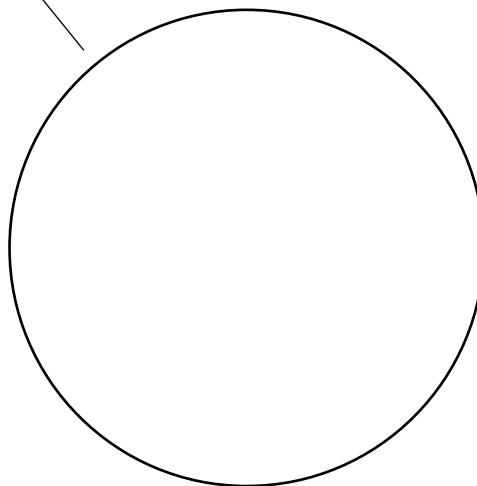




Handwriting practice lines consisting of solid top and bottom lines with a dashed middle line. There are 10 sets of these lines for writing.

Name: _____

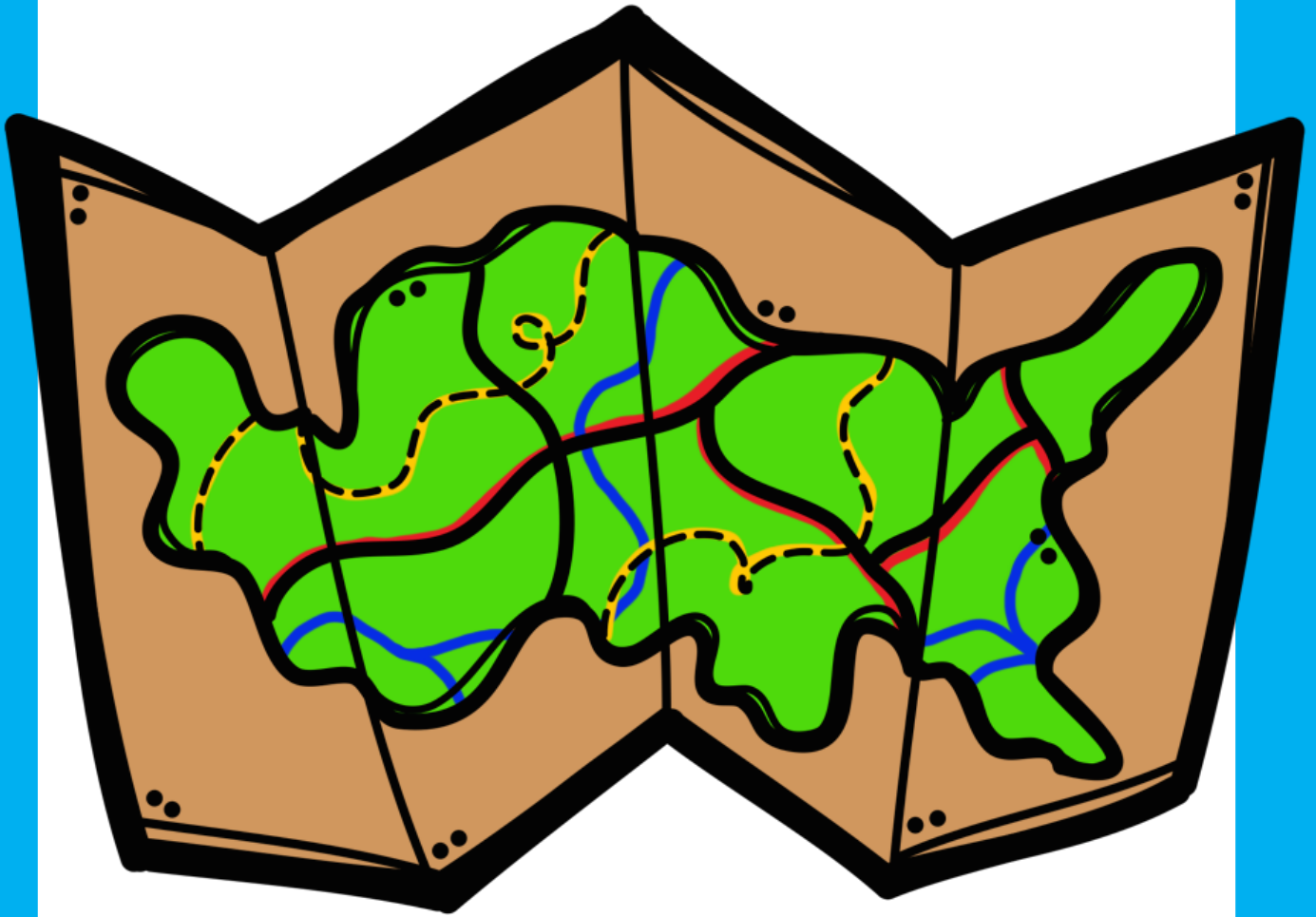


Character Traits

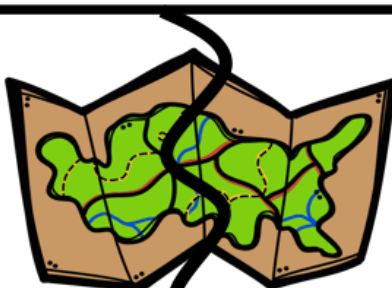
Write the character's name in the stamps. Then write words that describe that character in the circles.



Compound Word Match



AIR PLANE




PASS PORT



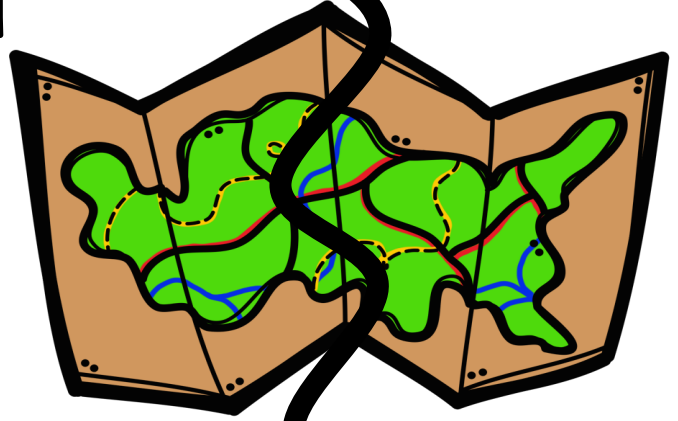
POST MAN

1



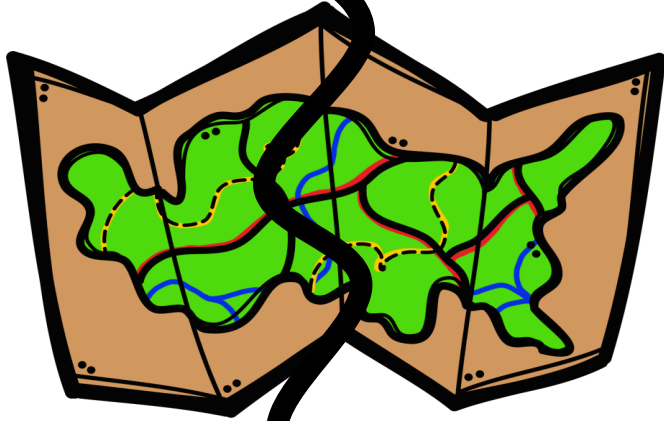
PASS PORT

4



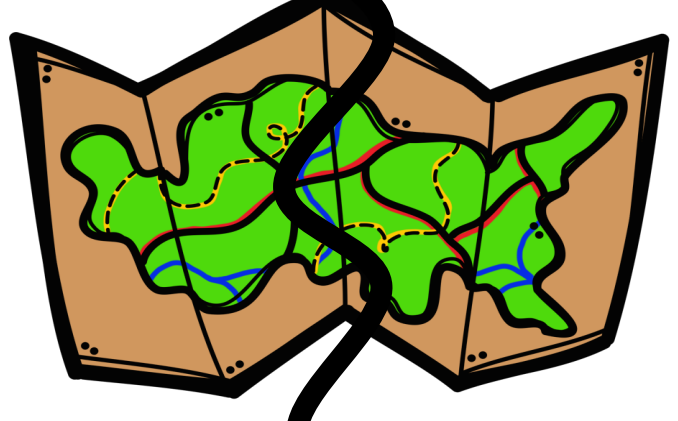
BOOK SHELF

2



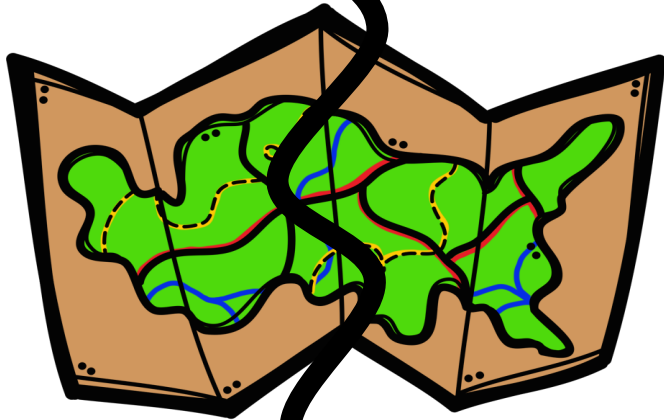
AIR PLANE

5



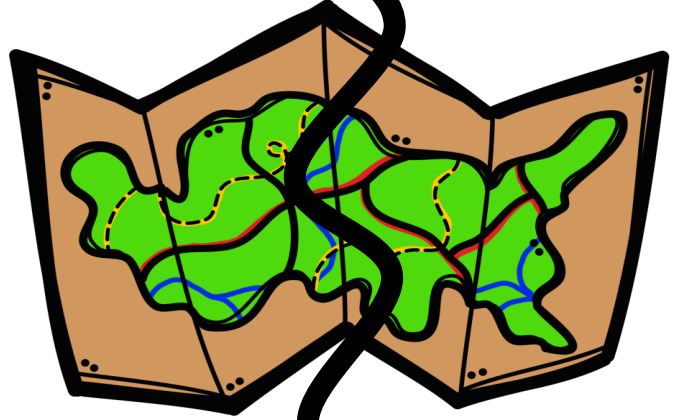
POST MAN

3




RAIN BOW

6



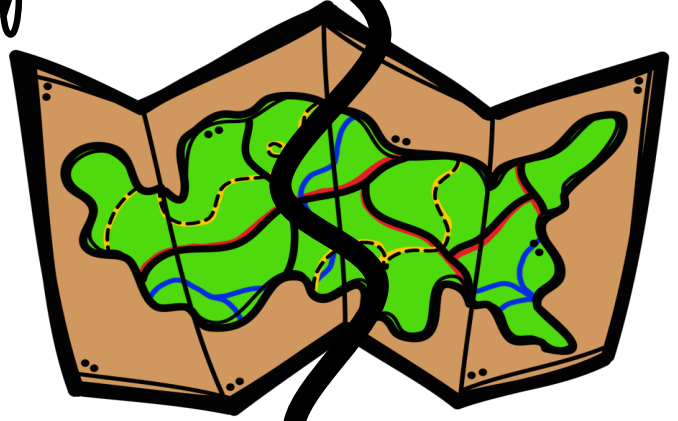
POP CORN

7



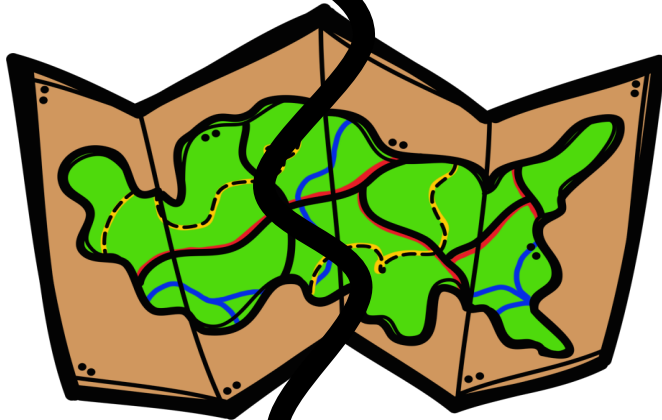
FIRE WORKS

10



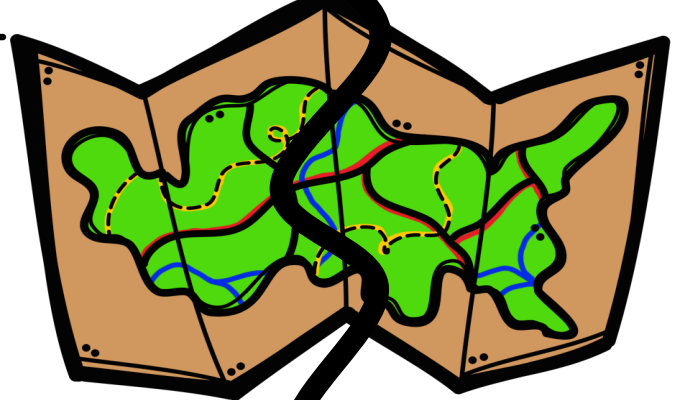
SUPER HERO

8



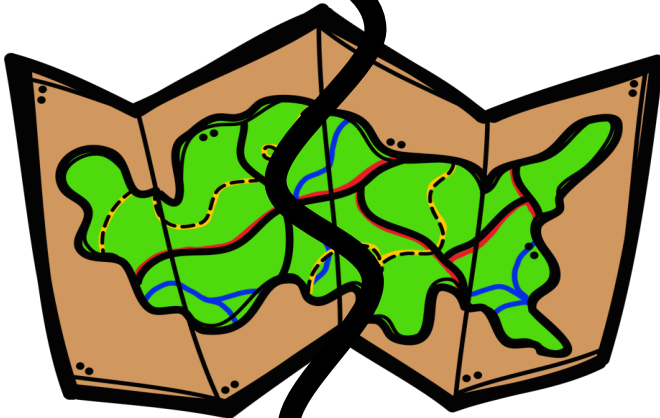
WEEK END

11



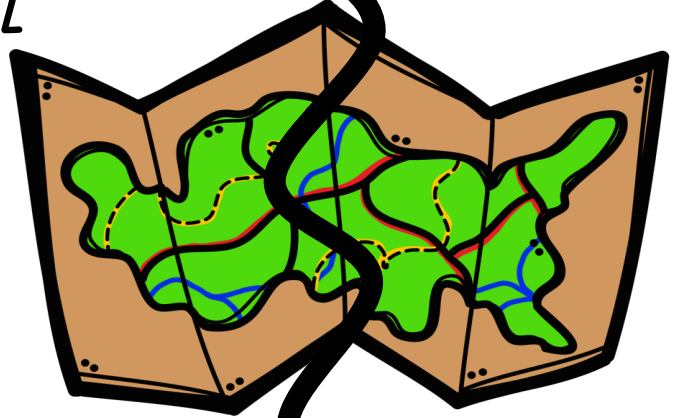
TOOTH PASTE

9




BACK PACK

12



KEY BOARD

Name: _____



Compound Word Match

Match the words that make a compound work. Write your answers below.

1.

7.

2.

8.

3.

9.

4.

10.

5.

11.

6.

12.

SYNONYMS & ANTONYMS



Thick



Skinny

Start




Begin

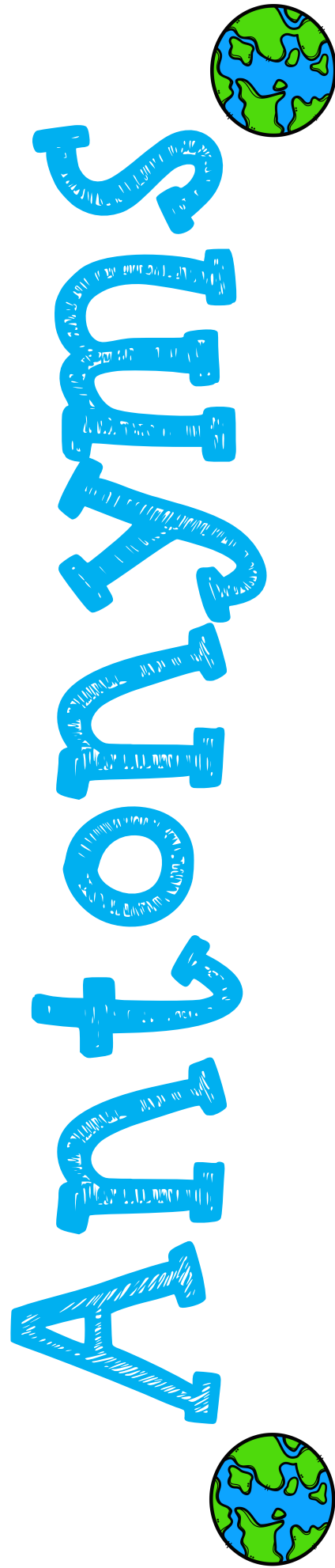
Round



Flat



Two words that mean the same.



Two words that mean the opposite.

Cold



Hot

Round



Flat

Near



Far

Huge



Tiny

Light



Dark

Thick



Skinny

Awful



Horrible

False



Wrong

Run



Sprint

Chilly



Cold

Start




Begin

Quiet



Silent

Name: _____



Synonyms VS. Antonyms

Sort the cards and decide whether the pair of words are synonyms or antonyms.
Write your answers in the boxes below.

Synonyms

Antonyms

Name: _____

Synonyms VS. Antonyms



Assessment



Read the word and either write a synonym or antonym for that word in the box below.

Synonyms

sad

Antonyms

scared

loud

old

nice

fast

Credits

Thank you so much for downloading my product. I really hope you and your students enjoy this product! Please leave a review. ☺



-Kahley Patrick



Paula Kim Studio

